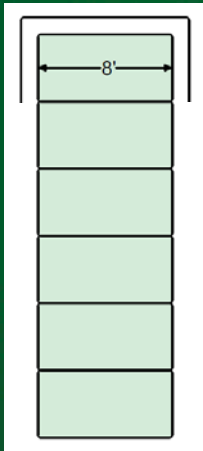
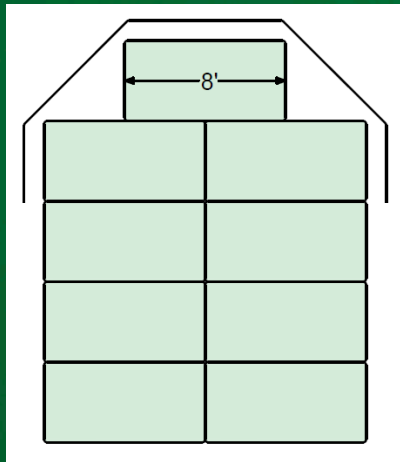


SELECTION CHART . . . SQUARE BALE HAY TARPS

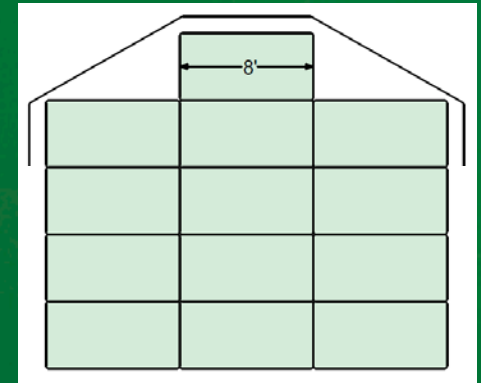


A 14' wide tarp for a 3' high bale will cover the first bale.



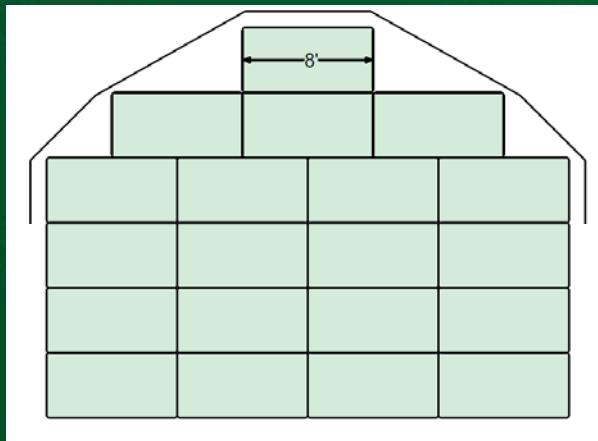
A 25' wide tarp for a 3' high bale will cover the center bale and the top row.

A 28' wide tarp for a 4' high bale will cover the center bale and the top row.



A 33' wide tarp for a 3' high bale will cover the center bale and the top row.

A 35' wide tarp for a 4' high bale will cover the center bale and the top row.



A 45' wide tarp for a 3' high bale will cover the center bales and the top row.

A 55' wide tarp for a 4' high bale will cover the center bales and the top row.

HELPFUL HINTS:

- Build a level area on which to stack hay. Ground should slope away from stack to allow for drainage.
- Lay out baler twine on the ground as a guide for building a straight stack.
- Leave stack ends unobstructed to allow maximum air flow through the stack during the curing process.
- Multiple tarps on a single stack should be overlapped 3 to 4 feet and tied independently of one another.